




Carmignac Patrimoine: Letter from the Portfolio Manager

Published

February 2, 2021

Length

 4 minute(s) read

Carmignac Patrimoine was up +7.28% in the fourth quarter, versus a +4.20% increase in its reference indicator. This takes the Fund's full-year return in 2020 to +12.40%, compared to the reference indicator* +5.18%.

Market environment

In our previous report, we wrote: “A victory for the Democrats in the White House and Senate would clear the decks for a sweeping multi-year stimulus programme oriented towards demand.” That victory has now come to pass and has set the stage for a more Keynesian approach with three key components: an infrastructure programme tied to the energy transition; redistribution of income to the middle class, with policies spanning education and healthcare; and greater regulation of Big Tech. US policymakers will address these issues over time, whereas the pandemic calls for a new aid package now that includes cheques for low-income households, an extension of unemployment benefits and federal aid to state governments. Meanwhile, in December the European Central Bank (ECB) met market expectations on the size of the additional QE measures. The Bank has extended its asset purchases for another fifteen months to cover a large supply of bonds expected all the way up through the first quarter of 2022 and “preserve favourable financing conditions”. The ECB will henceforth be acting more to hold yields steady than to lower them.

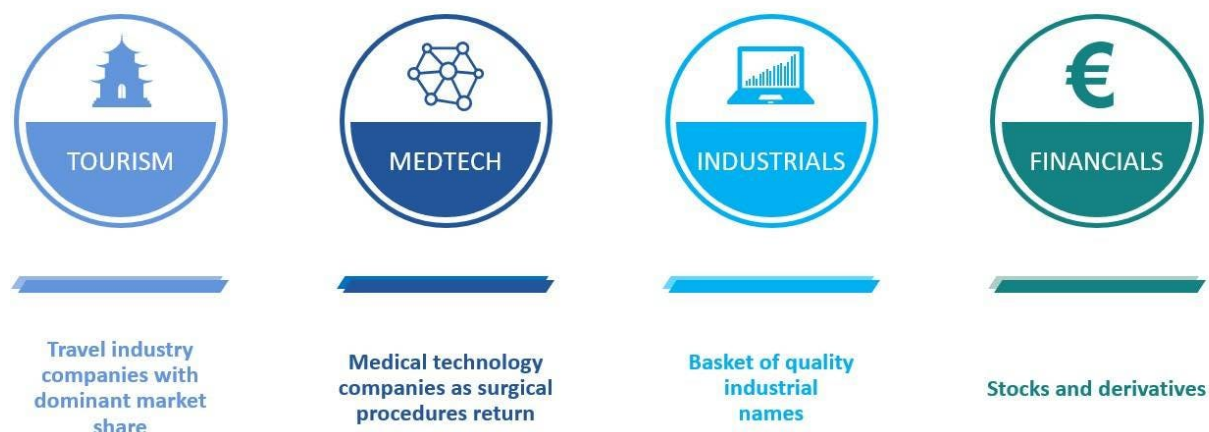
Continued support from Central banks and governments has continued fuelling the recovery in equities. It has been driven by growth stocks from the lows of March. However, in the last months of the year, value stocks rebounded sharply, both in the developed and emerging world. In fact, the news of a Covid 19 vaccine in November acted as an additional boost for markets. The names that had lagged the most in 2020, namely airlines, banks and energy companies, rallied sharply on the back of this news and reduced some of the underperformance that had occurred versus their growth stock counterparts.

Portfolio allocation

Over the quarter, on the equity side, the Fund has benefited from its wide and diversified geographic exposure. Especially, our high convictions in China recorded substantial gains, leading us to outperform our reference indicator. Also, **our investment approach focusing on secular growth has continued to pay off, illustrated by our gains in the technology, healthcare and consumer space.** In these sectors, we were able to generate significant alpha thanks to some of the long term thematic we focus on. These include climate change, that led us to invest in electric car companies and battery producers, notably in China. Finally, we added in April/May names that we felt had suffered a lot from the crisis but would benefit from steady reopening of economies. Among them, Amadeus, a Spanish IT provider for the global travel and tourism industry and Safran, a jet engine manufacturer focused on short haul tourism flights. These positions allowed us to mitigate the impact of a value catch up towards the end of the year.



Playing of the Reopening of Economies & US Fiscal Stimulus



Source: Carmignac, 12/2020
Portfolio composition may change

On the fixed income side, we also benefited from this value catch up via our credit names in cyclical sectors. In response to overall market conditions, we shortened the modified duration of our fixed-income portfolio at the end of the year. We also moved to give greater weight to medium-term maturities (protected by what we expect will be stable yields in both Europe and the United States), as well as to corporate and bank bonds offering high enough spreads to be able to take an interest-rate shock in their stride. In the United States, we bought credit protection on the long end of the yield curve (30 years) and Treasury inflation-protected securities. **We believe the credit segment still offers a lot of value, and above all dispersion.** On the whole, though spreads have narrowed substantially in the past few months, a number of previously mentioned sectors still hold potential for appreciation and attractive returns.

The US dollar fell roughly 9%¹ against the euro in the course of 2020, and the slide may well continue, as we expect the twin US deficits (trade and fiscal) to weaken the greenback long-term. Our exposure to the US currency will therefore be hedged. In contrast, the renminbi is backed up by solid fundamentals. China is running a trade surplus, shows real competitive strength and offers what are practically the world's highest real interest rates. Thus, in addition to our euro exposure, we are positioned to benefit from appreciation in the Chinese currency.

Outlook

Over the long term, we believe secular growth stocks that we find in Tech and Internet, but also Health Care & Consumer, will keep performing well because of their superior growth prospects and business models. Nevertheless, we are cautious on high valuation stocks and took profits on the key beneficiaries of the “stay at home” economy and Chinese names.

It looks like three key themes will be shaping events in 2021:

The cycle of falling yields came to an end in the fourth quarter of 2020. **Our flexible approach to risk management will allow us to actively manage the potential impact of rising interest rates** on our bond portfolio and on the valuations of certain stocks we hold.

Covid-19 vaccination campaigns in 2021 should pave the way to a gradual return to normal lifestyles, and with it to higher revenue in sectors such as travel, energy and banking that are dependent on such a return to normal.

Lastly, fiscal and monetary policy support will remain crucial to easing the transition to growth fuelled entirely by economic expansion. In the US, such support will be accompanied by a dual change of policy orientation: **the new Democratic administration marks the revival of Keynesian-style stimulus policies, and the Federal Reserve is now aiming for an average inflation rate of 2% rather than a hard target of 2%, which suggests inflation may at times move above 2%.**² We expect this combination to lead to dollar depreciation and a pick-up in world trade – two factors that will work to the advantage of emerging markets.

Discover the Fund's webpage:

[Carmignac Patrimoine](#)

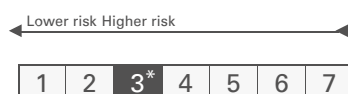
* For the A EUR acc share class. 50% MSCI ACW NR (USD) (Reinvested net dividends) + 50% ICE BofA Global Government Index (USD). Quarterly rebalanced. ¹ Source: Bloomberg, 31/12/2020 ² Source: US Federal Reserve, 31/12/2020

* 50% MSCI ACW NR (USD) (Reinvested net dividends) + 50% ICE BofA Global Government Index (USD). Quarterly rebalanced. Past performances are not a guide to future performances. The return may increase or decrease as a result of currency fluctuations. Performances are net of fees (excluding possible entrance fees charged by the distributor). The Fund presents a risk of capital loss. Risk Scale from the KIID (Key Investor Information Document). Risk 1 does not mean a risk-free investment. This indicator may change over time.

Carmignac Patrimoine E EUR Acc

ISIN: FR0010306142

Recommended
minimum
investment horizon



Main risks of the Fund

EQUITY: The Fund may be affected by stock price variations, the scale of which is dependent on external factors, stock trading volumes or market capitalization.

INTEREST RATE: Interest rate risk results in a decline in the net asset value in the event of changes in interest rates.

CREDIT: Credit risk is the risk that the issuer may default.

CURRENCY: Currency risk is linked to exposure to a currency other than the Fund's valuation currency, either through direct investment or the use of forward financial instruments.

The Fund presents a risk of loss of capital.

This document is intended for professional clients. This is an advertising document. This document may not be reproduced, in whole or in part, without prior authorisation from the management company. This document does not constitute a subscription offer, nor does it constitute investment advice. The Management Company can cease promotion in your country anytime. Investors have access to a summary of their rights in French, English, German, Dutch, Spanish, Italian on the following link:https://www.carmignac.com/en_US. Carmignac Portfolio refers to the sub-funds of Carmignac Portfolio SICAV, an investment company under Luxembourg law, conforming to the UCITS Directive. The Funds are common funds in contractual form (FCP) conforming to the UCITS Directive under French law. The return may increase or decrease as a result of currency fluctuations, for the shares which are not currency-hedged. The French investment funds (fonds commun de placement or FCP) are common funds in contractual form (FCP) conforming to the UCITS Directive under French law. Reference to certain securities and financial instruments is for illustrative purposes to highlight stocks that are or have been included in the portfolios of funds in the Carmignac range. This is not intended to promote direct investment in those instruments, nor does it constitute investment advice. The Management Company is not subject to prohibition on trading in these instruments prior to issuing any communication. The portfolios of Carmignac funds may change without previous notice. Access to the Fund may be subject to restrictions with regard to certain persons or countries. The Fund is not registered in North America, in South America, in Asia nor is it registered in Japan. The Funds are registered in Singapore as restricted foreign scheme (for professional clients only). The Fund has not been registered under the US Securities Act of 1933. The Fund may not be offered or sold, directly or indirectly, for the benefit or on behalf of a "U.S. person", according to the definition of the US Regulation S and/or FATCA. The Fund presents a risk of loss of capital. The risks and fees are described in the KIID (Key Investor Information Document). The Fund's prospectus, KIIDs and annual reports are available at www.carmignac.com, or upon request to the Management Company. The KIID must be made available to the subscriber prior to subscription. - In Switzerland, the Fund's respective prospectuses, KIIDs and annual reports are available at www.carmignac.ch, or through our representative in Switzerland, CACEIS (Switzerland) S.A., Route de Signy 35, CH-1260 Nyon. The paying agent is CACEIS Bank, Paris, succursale de Nyon/Suisse, Route de Signy 35, 1260 Nyon. - In the United Kingdom, the Funds' respective prospectuses, KIIDs and annual reports are available at www.carmignac.co.uk, or upon request to the Management Company, or for the French Funds, at the offices of the Facilities Agent at BNP PARIBAS SECURITIES SERVICES, operating through its branch in London: 55 Moorgate, London EC2R. This material was prepared by Carmignac Gestion and/or Carmignac Gestion Luxembourg and is being distributed in the UK by Carmignac Gestion Luxembourg UK Branch (Registered in England and Wales with number FC031103, CSSF agreement of 10/06/2013). - In Spain: Carmignac Patrimoine is registered with Comisión Nacional del Mercado de Valores de España (CNMV) under number 386, Carmignac Investissement under number 385, Carmignac Sécurité under number 395, Carmignac Emergents under number 387 and Carmignac Portfolio under number 392.