



FR0010149203

Monthly Factsheet - 28/03/2024

## INVESTMENT OBJECTIVE

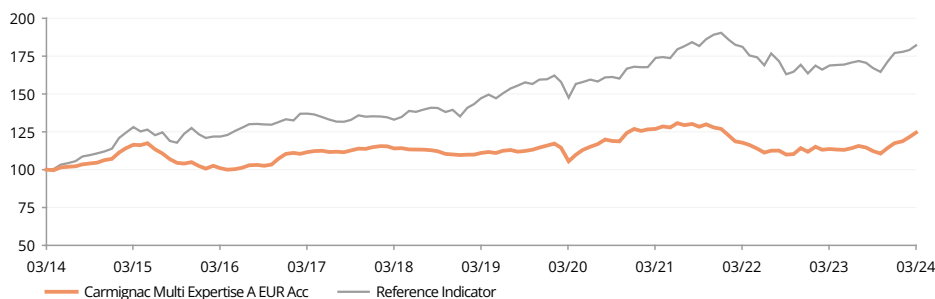
A balanced multi-asset strategy investing in equity, bond and alternative Carmignac Funds, while considering a responsible investment approach. The Fund's objective is to outperform its reference indicator over a recommended investment period of at least three years.

Fund Management analysis can be found on P.3

## PERFORMANCE

Past performance is not necessarily indicative of future performance. Performances are net of fees (excluding possible entrance fees charged by the distributor).

### FUND PERFORMANCE VS. REFERENCE INDICATOR OVER 10 YEARS (Basis 100 - Net of fees)



### CUMULATIVE AND ANNUALIZED PERFORMANCE (as of 28/03/2024 - Net of fees)

	Cumulative Performance (%)				Annualised Performance (%)		
	1 Year	3 Years	5 Years	10 Years	3 Years	5 Years	10 Years
<b>A EUR Acc</b>	<b>9.56</b>	<b>-1.91</b>	<b>12.14</b>	<b>24.51</b>	<b>-0.64</b>	<b>2.32</b>	<b>2.22</b>
Reference Indicator	7.88	4.78	23.75	82.14	1.57	4.35	6.18
Category Average	9.72	3.71	15.46	32.45	1.22	2.92	2.85
Ranking (Quartile)	3	4	3	3	4	3	3

Source: Morningstar for the category average and quartiles.

### ANNUAL PERFORMANCE (%) (Net of fees)

	2023	2022	2021	2020	2019	2018	2017	2016	2015	2014
<b>A EUR Acc</b>	<b>5.11</b>	<b>-11.89</b>	<b>0.01</b>	<b>9.48</b>	<b>5.70</b>	<b>-4.52</b>	<b>4.02</b>	<b>7.80</b>	<b>-4.41</b>	<b>6.35</b>
Reference Indicator	8.24	-14.08	13.34	5.18	18.18	-0.07	1.47	8.05	8.35	15.96

### STATISTICS (%)

	3 Years	5 Years	10 Years
Fund Volatility	5.8	7.2	6.6
Indicator Volatility	6.4	7.8	8.1
Sharpe Ratio	-0.1	0.4	0.4
Beta	0.7	0.8	0.5
Alpha	-0.1	-0.0	-0.0

Calculation : Weekly basis

### VAR

Fund VaR	6.9%
Indicator VaR	5.5%



P.-E. Bonenfant

## KEY FIGURES

<b>Equity Investment Rate</b>	53.0%
<b>Net Equity Exposure</b>	46.9%
<b>Modified Duration</b>	1.2
<b>Yield to Maturity</b>	2.7%
<b>Average Rating</b>	BBB

## FUND

**SFDR Fund Classification:** Article 8  
**Domicile:** France  
**Fund Type:** UCITS  
**Legal Form:** FCP  
**Fiscal Year End:** 31/12  
**Subscription/Redemption:** Daily  
**Order Placement Cut-Off Time:** Before 16:30 (CET/CEST)  
**Fund Inception Date:** 02/01/2002  
**Fund AUM:** 255M€ / 276M\$<sup>(1)</sup>  
**Fund Currency:** EUR

## SHARE

**Dividend Policy:** Accumulation  
**Date of 1st NAV:** 02/01/2002  
**Base Currency:** EUR  
**Share class AUM:** 255M€  
**NAV:** 202.72€  
**Morningstar Category™:** EUR Moderate Allocation - Global

## FUND MANAGER(S)

Pierre-Edouard Bonenfant since 01/03/2017

## REFERENCE INDICATOR<sup>(2)</sup>

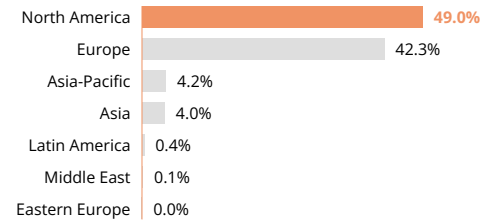
40% MSCI AC WORLD (USD, Reinvested Net Dividends) + 40% ICE BofA Global Government Index USD unhedged (coupons reinvested) + 20% capitalized €STR. Quarterly Rebalanced.

**ASSET ALLOCATION**

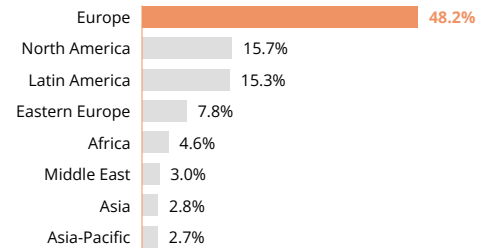
<b>Equity Strategies</b>	<b>38.6%</b>
CARMIGNAC PORTFOLIO GRANDCHILDREN	19.3%
CARMIGNAC PORTFOLIO INVESTISSEMENT	19.3%
<b>Alternative strategies</b>	<b>20.0%</b>
CARMIGNAC ABSOLUTE RETURN EUROPE	10.0%
CARMIGNAC PORTFOLIO MERGER ARBITRAGE PLUS	10.0%
<b>Fixed Income Strategies</b>	<b>38.4%</b>
CARMIGNAC PORTFOLIO CREDIT	19.2%
CARMIGNAC PORTFOLIO GLOBAL BOND	19.2%
<b>Cash, Cash Equivalents and Derivatives Operations</b>	<b>3.0%</b>

**GEOGRAPHIC BREAKDOWN**

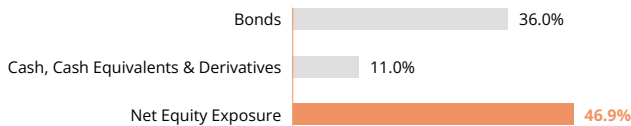
**EQUITY COMPONENT**



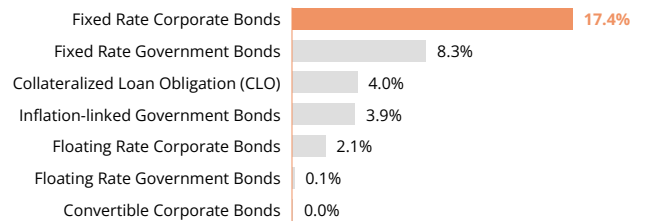
**BOND COMPONENT**



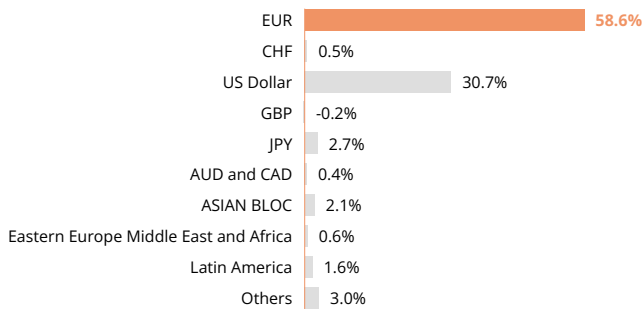
**ASSET CLASS EXPOSURE**



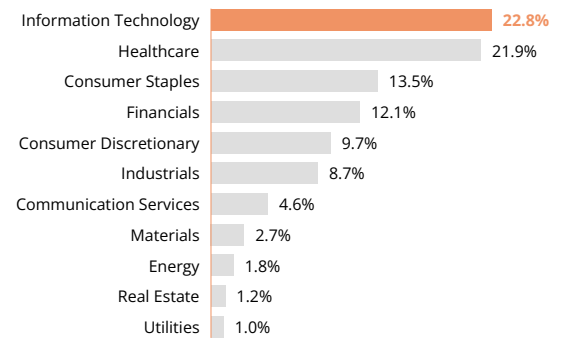
**FIXED INCOME BREAKDOWN**



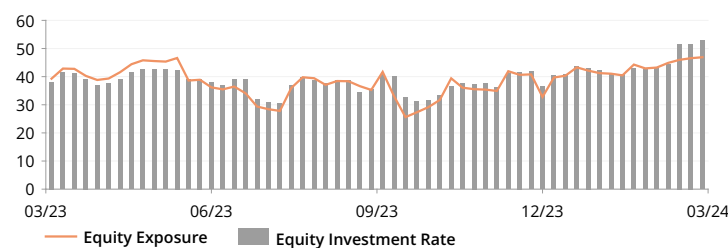
**NET CURRENCY EXPOSURE OF THE FUND**



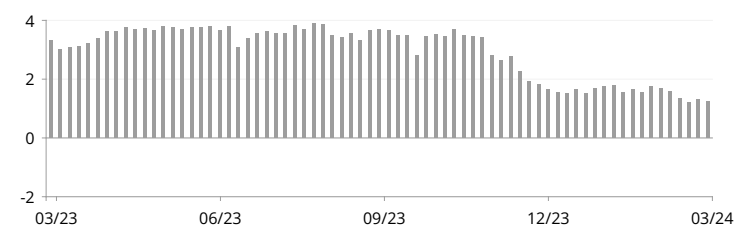
**SECTOR BREAKDOWN**



**EQUITY EXPOSURE - 1 YEAR HORIZON (% AUM) <sup>(1)</sup>**



**MODIFIED DURATION - 1 YEAR PERIOD**



(1) Equity Exposure Rate = Equity Investment Rate + Equity Derivatives Exposure.

**MARKETING COMMUNICATION**

Please refer to the KIID/KID/prospectus of the fund before making any final investment decisions. For more information please visit [www.carmignac.ch](http://www.carmignac.ch)

## FUND MANAGEMENT ANALYSIS



### MARKET ENVIRONMENT

US data continues to reflect a degree of economic resilience, with inflation figures still high. However, the disinflation trend continues in Europe. In the light of this, the Fed and the ECB are sticking to their plan and will probably start cutting interest rates this summer. The Bank of Japan bucked the trend: it put an end to eight years of negative interest rates, even amid increasing signs of substantial pay rises. This backdrop of robust growth, persistent inflation and more accommodative central banks is keeping the risky asset rally alive. The S&P 500 is having its best start to a year since 2019. Although the rally has mainly been fuelled by the Magnificent Seven, it spread to more corners of the market at the end of the month when cyclical sectors rebounded as commodity prices climbed. Oil was up 5% to \$87 a barrel (Brent), while gold set a new record of more than \$2,200 an ounce. Equity markets seem to have accepted the optimistic scenario under which central banks lower interest rates and the economy slows moderately, meaning that valuations are high though supported by earnings growth. Credit also continued to perform well. European yields eased in March, while the growth differential between the United States and the Eurozone persists.



### PERFORMANCE COMMENTARY

The Fund delivered a positive return, and beat its reference indicator. Our equity component made a substantial contribution to the Fund's performance, mainly through Carmignac Portfolio Investissement and Carmignac Portfolio Grandchildren. At a fixed income level, our positions in Carmignac Portfolio Global Bond and Carmignac Portfolio Credit were also profitable. Our diversified investments appreciated too, through a position in Carmignac Portfolio Patrimoine. We are currently exposed to alternative investment funds through positions in Carmignac Absolute Return Europe and Carmignac Portfolio Merger Arbitrage Plus, which raised the performance of Carmignac Multi Expertise in March.



### OUTLOOK AND INVESTMENT STRATEGY

Over the next few months, we expect global growth to stabilise as the manufacturing cycle picks up. The combination of slower but firmer economic growth and more accommodative central banks should keep macroeconomic conditions favourable for risky assets. However, as financial markets have already priced it in, with indices at record levels, a selective approach and profit-taking are necessary. We remain optimistic about artificial intelligence and obesity treatments, while also strengthening positions in sectors that had been lagging and diversifying others, especially in industrials. Credit still has strong upside potential as a result of carry. At a sovereign debt level, our exposure to interest rate movements remains limited as, despite signs of central banks pivoting, solid inflation and economic data call for caution, especially at the long end of the yield curve. On 18 March 2024, the Carmignac Profil Réactif 75 and Carmignac Profil Réactif 100 funds were merged into the Carmignac Profil Réactif 50 fund, renamed Carmignac Multi Expertise. The investment philosophy, which consists of creating a selection of funds and strategies representative of the company as a whole, stays the same. However, its application will change and the Fund will have a more stable allocation with less flexibility over exposure. The Fund now comprises three asset classes (equities, bonds, alternative), and is invested in six funds at present.

### MARKETING COMMUNICATION

Please refer to the KIID/KID/prospectus of the fund before making any final investment decisions. For more information please visit [www.carmignac.ch](http://www.carmignac.ch)

## GLOSSARY

**Alpha:** Alpha measures the performance of a portfolio compared to its reference indicator. Negative alpha means the fund performed less well than its reference indicator (e.g. if the indicator increased by 10% in one year and the fund increased by only 6%, its alpha is -4). Positive alpha means the fund performed better than its reference indicator (e.g. if the indicator increased by 10% and the fund increased by 10%, its alpha is 4).

**Beta:** Beta measures the relationship between the fluctuations of the net asset values of the fund and the fluctuations of the levels of its reference indicator. Beta of less than 1 indicates that the fund "cushions" the fluctuations of its index (beta = 0.6 means that the fund increases by 6% if the index increases by 10% and decreases by 6% if the index falls by 10%). Beta higher than 1 indicates that the fund "magnifies" the fluctuations of its reference indicator (beta = 1.4 means that the fund increases by 14% when the index increases by 10% but also decreases by 14% when the index decreases by 10%). Beta of less than 0 indicates that the fund reacts inversely to the fluctuations of its reference indicator (beta = -0.6 means that the fund falls by 6% when the index increases by 10% and vice versa).

**Capitalisation:** A company's stock market value at any given moment. It is obtained by multiplying the number of shares of a company by its stock exchange price.

**Duration:** A bond's duration is the period beyond which interest rate variations will no longer affect its return. The duration is like a discounted average lifetime of all flows (interest and capital).

**FCP:** Fonds commun de placement (French common fund).

**High yield:** A loan or bond rated below investment grade because of its higher default risk. The return on these securities is generally higher.

**Investment grade:** A loan or bond that rating agencies have rated AAA to BBB-, generally indicating relatively low default risk.

**Investment/net exposure rate:** The investment rate constitutes the volume of assets invested expressed as a percentage of the portfolio. Adding the impact of the derivatives to this investment rate results in the net exposure rate, which corresponds to the real percentage of asset exposure to a certain risk. Derivatives can be used to increase the underlying asset's exposure (stimulation) or reduce it (hedging).

**Modified duration:** A bond's modified duration measures the risk attached to a given change in the interest rate. Modified duration of +2 means that for an instantaneous 1% rate increase, the portfolio's value would drop by 2%.

**Net asset value:** Price of all units (in an FCP) or shares (in a SICAV).

**Rating:** The rating measures the creditworthiness of a borrower (bond issuer).

**SFDR Fund Classification:** Sustainable Finance Disclosure Regulation (SFDR) 2019/2088. EU Act that requires asset managers to classify funds into categories, "Article 8" funds promote environmental and social characteristics, "Article 9" funds have sustainable investments as a measurable objective. In addition to not promoting environmental or social characteristics, "Article 6" funds have no sustainable objectives. For more information, please refer to <https://eur-lex.europa.eu/eli/reg/2019/2088/oj>

**Sharpe ratio:** The Sharpe ratio measures the excess return over the risk-free rate divided by the standard deviation of this return. It thus shows the marginal return per unit of risk. When it is positive, the higher the Sharpe ratio, the more risk-taking is rewarded. A negative Sharpe ratio does not necessarily mean that the portfolio posted a negative performance, but rather that it performed worse than a risk-free investment.

**SICAV:** Société d'Investissement à Capital Variable (Open-ended investment company with variable capital)

**VaR:** Value at Risk (VaR) represents an investor's maximum potential loss on the value of a financial asset portfolio, based on a holding period (20 days) and confidence interval (99%). This potential loss is expressed as a percentage of the portfolio's total assets. It is calculated on the basis of a sample of historical data (over a two-year period).

**Volatility:** Range of price variation of a security, fund, market or index, which enables the measurement of risk over a given period. It is determined using the standard deviation obtained by calculating the square root of the variance. The variance is obtained by calculating the average deviation from the mean, which is then squared. The greater the volatility, the greater the risk.

**Yield to Maturity:** Yield to Maturity corresponds to the concept of actuarial yield. It is, at the time of calculation, the estimated rate of return offered by a bond in the event it is held until maturity by the investor. Note that the yield shown does not take into account the FX carry and fees and expenses of the Fund.

## CHARACTERISTICS

Share Class	Date of 1st NAV	Bloomberg	ISIN	Management Fee	Entry costs <sup>(1)</sup>	Exit costs <sup>(2)</sup>	Management fees and other administrative or operating costs <sup>(3)</sup>	Transaction costs <sup>(4)</sup>	Performance fees <sup>(5)</sup>	Minimum Initial Subscription <sup>(6)</sup>	Single Year Performance (%)				
											28.03.23-28.03.24	28.03.22-28.03.23	26.03.21-28.03.22	27.03.20-26.03.21	28.03.19-27.03.20
A EUR Acc	02/01/2002	CARREAC FP	FR0010149203	Max. 1.5%	Max. 4%	—	2.05%	0.58%	20%	—	11.0	-4.7	-7.0	20.4	-5.1

(1) of the amount you pay in when entering this investment. This is the most you will be charged. Carmignac Gestion doesn't charge any entry fee. The person selling you the product will inform you of the actual charge.

(2) We do not charge an exit fee for this product.

(3) of the value of your investment per year. This estimate is based on actual costs over the past year.

(4) of the value of your investment per year. This is an estimate of the costs incurred when we buy and sell the investments underlying the product. The actual amount varies depending on the quantity we buy and sell.

(5) max. of the outperformance once performance since the start of the year exceeds that of the reference indicator and if no past underperformance still needs to be offset. The actual amount will vary depending on how well your investment performs. The aggregated cost estimation above includes the average over the last 5 years, or since the product creation if it is less than 5 years.

(6) Please refer to the prospectus for the minimum subsequent subscription amounts. The prospectus is available on the website: [www.carmignac.com](http://www.carmignac.com).

## MAIN RISKS OF THE FUND

**INTEREST RATE:** Interest rate risk results in a decline in the net asset value in the event of changes in interest rates. **CREDIT:** Credit risk is the risk that the issuer may default. **EQUITY:** The Fund may be affected by stock price variations, the scale of which is dependent on external factors, stock trading volumes or market capitalization. **CURRENCY:** Currency risk is linked to exposure to a currency other than the Fund's valuation currency, either through direct investment or the use of forward financial instruments.

**The Fund presents a risk of loss of capital.**

## IMPORTANT LEGAL INFORMATION

Source: Carmignac at 28/03/2024. Copyright: The data published in this presentation are the exclusive property of their owners, as mentioned on each page. From 01/01/2013 the equity index reference indicators are calculated net dividends reinvested. This document may not be reproduced, in whole or in part, without prior authorisation from the management company. This document does not constitute a subscription offer, nor does it constitute investment advice. Access to the Fund may be subject to restrictions with regard to certain persons or countries. The Fund is not registered in North America, in South America, in Asia nor is it registered in Japan. The Funds are registered in Singapore as restricted foreign scheme (for professional clients only). The Fund has not been registered under the US Securities Act of 1933. The Fund may not be offered or sold, directly or indirectly, for the benefit or on behalf of a U.S. person, according to the definition of the US Regulation S and/or FATCA. The Fund presents a risk of loss of capital. The risks and fees are described in the KID (Key Information Document). The Fund's prospectus, KIDs and annual reports are available at [www.carmignac.com](http://www.carmignac.com), or upon request to the Management Company. The KID must be made available to the subscriber prior to subscription. The Management Company can cease promotion in your country anytime. Investors have access to a summary of their rights in English on the following link at section 6: [https://www.carmignac.com/en\\_US/article-page/regulatory-information-1788](https://www.carmignac.com/en_US/article-page/regulatory-information-1788) - In Switzerland, the Fund's respective prospectuses, KIDs and annual reports are available at [www.carmignac.ch](http://www.carmignac.ch), or through our representative in Switzerland, CACEIS (Switzerland) S.A., Route de Signy 35, CH-1260 Nyon. The paying agent is CACEIS Bank, Montrouge, Nyon Branch / Switzerland, Route de Signy 35, 1260 Nyon. - In the United Kingdom, the Funds' respective prospectuses, KIDs and annual reports are available at [www.carmignac.co.uk](http://www.carmignac.co.uk), or upon request to the Management Company, or for the French Funds, at the offices of the Facilities Agent at BNP PARIBAS SECURITIES SERVICES, operating through its branch in London: 55 Moorgate, London EC2R. This material was prepared by Carmignac Gestion, Carmignac Gestion Luxembourg or Carmignac UK Ltd and is being distributed in the UK by Carmignac Gestion Luxembourg. Reference to certain securities and financial instruments is for illustrative purposes to highlight stocks that are or have been included in the portfolios of funds in the Carmignac range. This is not intended to promote direct investment in those instruments, nor does it constitute investment advice. The Management Company is not subject to prohibition on trading in these instruments prior to issuing any communication. The portfolios of Carmignac funds may change without previous notice. The decision to invest in the promoted fund should take into account all its characteristics or objectives as described in its prospectus.

### MARKETING COMMUNICATION